



2020

Statistical Pocket Guide v4

The UK Motorcycle Industry in a Nutshell

Based on data available at the time of production

Definitions

Moped

In law, a two or three* wheeled vehicle, having a maximum speed of 28 mph, maximum engine capacity 50cm³ or maximum power of 4kW. Rider must be aged 16 or over. ECWVTA Categories L1 & L2.

Motorcycle

In law, a two or three* wheeled vehicle that is not a Moped. Riders must be aged 17 years or over. ECWVTA Categories L3 & L4.

Tricycle

In law, a three or four* wheeled vehicle with symmetrically arranged wheels, that is not a Moped and is less than 1000kg. ECWVTA Category L5.

Adventure (including Supermoto)

These bikes are similar in style to enduro motorcycles but are predominantly designed and capable for on-road use. Often they will have features similar to machines included in the Touring category e.g. fairings, luggage carrying capacity etc.

Custom

These machines include 'cruisers' and 'choppers'. They have flat but typically feature high handlebars, low seat height and forward footrests. Body panels and fittings contain high polished chrome content.

Naked

Machines are built to a basic specification with no fairing (or only a small handlebar fairing) and an upright riding position. Engines are large to medium and often called retro.

Scooter

Have an engine, as an integral part of the rear suspension or the chassis is a step-through type, irrespective of cc or wheel size. Includes all types of transmission. Can be a Moped, Motorcycle or Tricycle.

Sport/Touring

Machines that fit between Supersport and Touring bikes categories. Typical features include full or partial fairings and practical rider and pillion seating with low to medium ride handlebars. Tend to have medium to large capacity engines.

Supersport

These machines are designed to mimic or directly replicate racing bikes. They normally have full fairings and low handlebars and are sometimes referred to as race replicas.

Touring

Bikes generally have large engines and are designed for long-distance riding. Typical features include a more comfortable seating position for rider and pillion, luggage carrying capability and weather protection, such as fairings with a fixed or adjustable windscreen.

Trail/Enduro

These bikes encompass trials, enduro and trail bikes with an off-road or cross-country capability.

Notes

* Where additional wheels are present, ie 3 wheels on a motorcycle, they are considered to be a single point of contact, in most cases.

UK REGISTRATIONS

MOTORCYCLES	2010	% Change	2011	% Change	2012	% Change	2013	% Change	2014	% Change	2015	% Change	2016	% Change	2017	% Change	2018	% Change	2019
0 - 100cc	521	-25.0%	391	-31.5%	268	-38.8%	164	-42.7%	94	12.8%	106	132.1%	246	-37.4%	154	27.9%	197	174.6%	541
101 - 125cc	27659	17.3%	32442	8.7%	35270	-3.2%	34127	11.0%	37871	15.5%	43750	15.8%	50657	-37.6%	31609	6.9%	33787	0.2%	33868
126 - 500cc	5911	-3.0%	5732	6.8%	6123	40.2%	8584	7.7%	9247	15.3%	10663	23.5%	13169	-10.7%	11758	21.9%	14330	0.8%	14448
501 - 700cc	13719	-25.9%	10166	6.5%	10826	-11.9%	9539	-3.2%	9232	3.6%	9567	12.5%	10760	-19.2%	8693	-12.7%	7589	33.9%	10164
701 - 900cc	7174	19.9%	8602	-7.9%	7924	7.8%	8544	34.1%	11457	26.9%	14542	-12.0%	12795	5.3%	13471	-7.0%	12534	-7.3%	11617
Over 900cc	26406	-16.4%	22074	-10.1%	19844	1.9%	20221	12.6%	22778	15.0%	26185	19.7%	31350	-0.3%	31258	0.2%	31314	-4.7%	29834
Total Motorcycles	81,390	-2.4%	79,407	1.1%	80,255	1.2%	81,179	11.7%	90,679	15.6%	104,813	13.5%	118,977	-18.5%	96,943	2.9%	99,751	0.7%	100,472
Total Mopeds	14517	-0.5%	14443	-7.1%	13412	-20.0%	10730	-1.2%	10598	-11.8%	9347	-6.6%	8726	-11.6%	7712	-29.7%	5418	14.7%	6216
Total PTW	95,907	-2.1%	93,850	-0.2%	93,667	-1.9%	91,909	10.2%	101,277	12.7%	114,160	11.9%	127,703	-18.0%	104,655	0.5%	105,169	1.4%	106,688

MOTORCYCLE STYLE	2010	% Change	2011	% Change	2012	% Change	2013	% Change	2014	% Change	2015	% Change	2016	% Change	2017	% Change	2018	% Change	2019
Scooter	15787	20.2%	18976	10.8%	21026	-4.4%	20095	7.1%	21523	6.7%	22970	19.6%	27468	-32.5%	18537	6.6%	19769	2.1%	20177
Trail/Enduro	4687	-13.4%	4060	3.4%	4198	8.6%	4559	8.1%	4928	13.3%	5581	20.6%	6731	-11.8%	5935	3.2%	6127	5.8%	6480
Naked	17839	-3.6%	17204	0.0%	17203	4.4%	17958	32.1%	23718	27.0%	30127	18.3%	35652	-12.4%	31243	7.4%	33570	2.2%	34320
Sport/Tour	7518	-32.4%	5084	-13.8%	4384	-7.9%	4037	1.5%	4097	0.3%	4110	-3.9%	3948	-25.0%	2962	4.0%	3080	-16.9%	2560
Supersport	14257	-9.8%	12855	-3.8%	12361	-5.2%	11719	1.8%	11931	11.6%	13315	1.3%	13485	-30.1%	9432	-10.8%	8412	-3.7%	8099
Touring	3249	-14.5%	2778	-22.9%	2142	27.4%	2728	13.0%	3082	-15.7%	2598	-6.1%	2440	-5.1%	2316	6.5%	2466	-12.8%	2151
Custom	8308	-5.2%	7873	-13.0%	6851	6.5%	7298	11.3%	8126	14.1%	9269	14.2%	10581	-24.5%	7992	3.6%	8282	-7.0%	7700
Adventure	9310	9.6%	10206	15.2%	11759	7.1%	12597	4.2%	13129	26.9%	16655	11.1%	18501	-0.6%	18387	-2.9%	17861	5.9%	18918
Unspecified	435	-14.7%	371	-10.8%	331	-43.2%	188	-22.9%	145	29.7%	188	-9.0%	171	-18.7%	139	32.4%	184	-63.6%	67
Total Motorcycles	81,390	-2.4%	79,407	1.1%	80,255	1.2%	81,179	11.7%	90,679	15.6%	104,813	13.5%	118,977	-18.5%	96,943	2.9%	99,751	0.7%	100,472

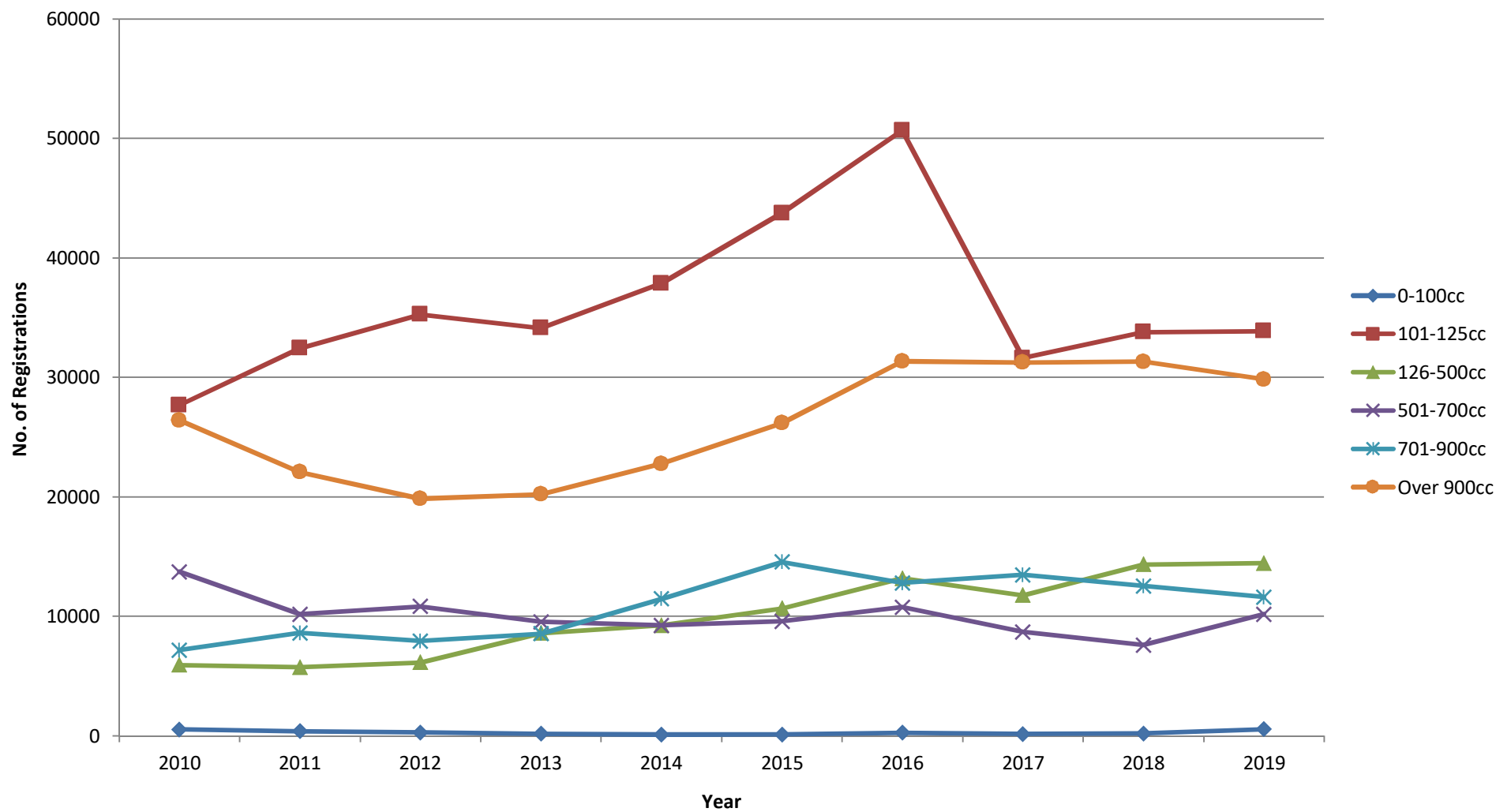
MOPED STYLE	2010	% Change	2011	% Change	2012	% Change	2013	% Change	2014	% Change	2015	% Change	2016	% Change	2017	% Change	2018	% Change	2019
Sports	648	-11.6%	573	-2.6%	558	-21.3%	439	3.6%	455	-15.6%	384	-8.6%	351	-23.6%	268	36.9%	367	32.7%	487
Scooter	13176	1.5%	13379	-6.2%	12549	-20.6%	9969	-2.0%	9765	-12.0%	8597	-8.0%	7909	-16.4%	6613	-33.7%	4382	12.0%	4909
Naked	651	-30.4%	453	-36.6%	287	10.1%	316	16.8%	369	-6.0%	347	31.1%	455	76.3%	802	-22.4%	622	28.8%	801
Unspecified	42	-9.5%	38	-52.6%	18	-66.7%	6	50.0%	9	111.1%	19	-42.1%	11	163.6%	29	62.1%	47	-59.6%	19
Total Mopeds	14,517	-0.5%	14,443	-7.1%	13,412	-20.0%	10,730	-1.2%	10,598	-11.8%	9,347	-6.6%	8,726	-11.6%	7,712	-29.7%	5,418	14.7%	6,216

Source: MCI/MCRIS

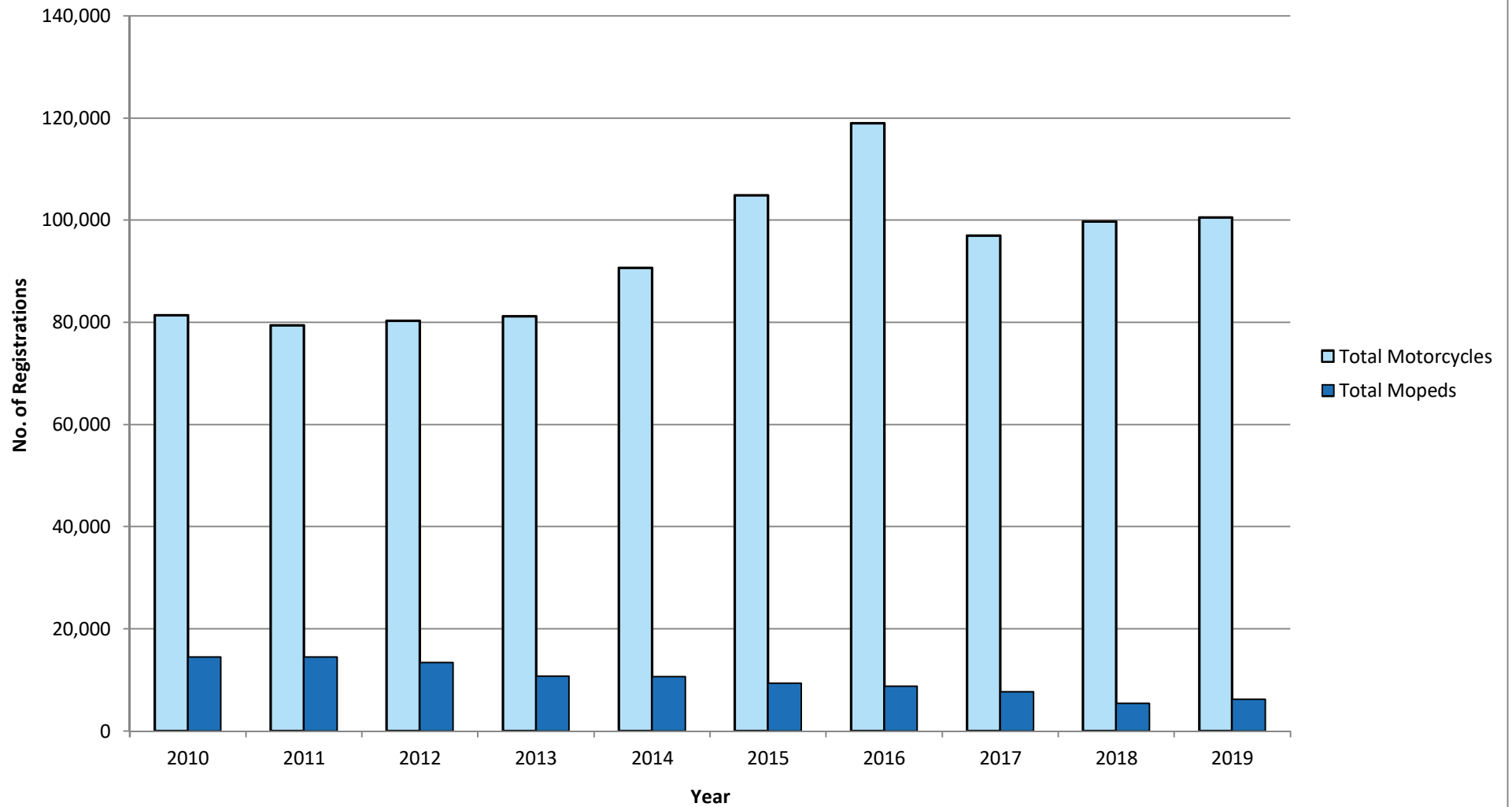
N.B. All the data in this report is refreshed annually to reflect improvements in data mostly related to style.

Registrations = Registrations of new powered two and three wheelers for the road.

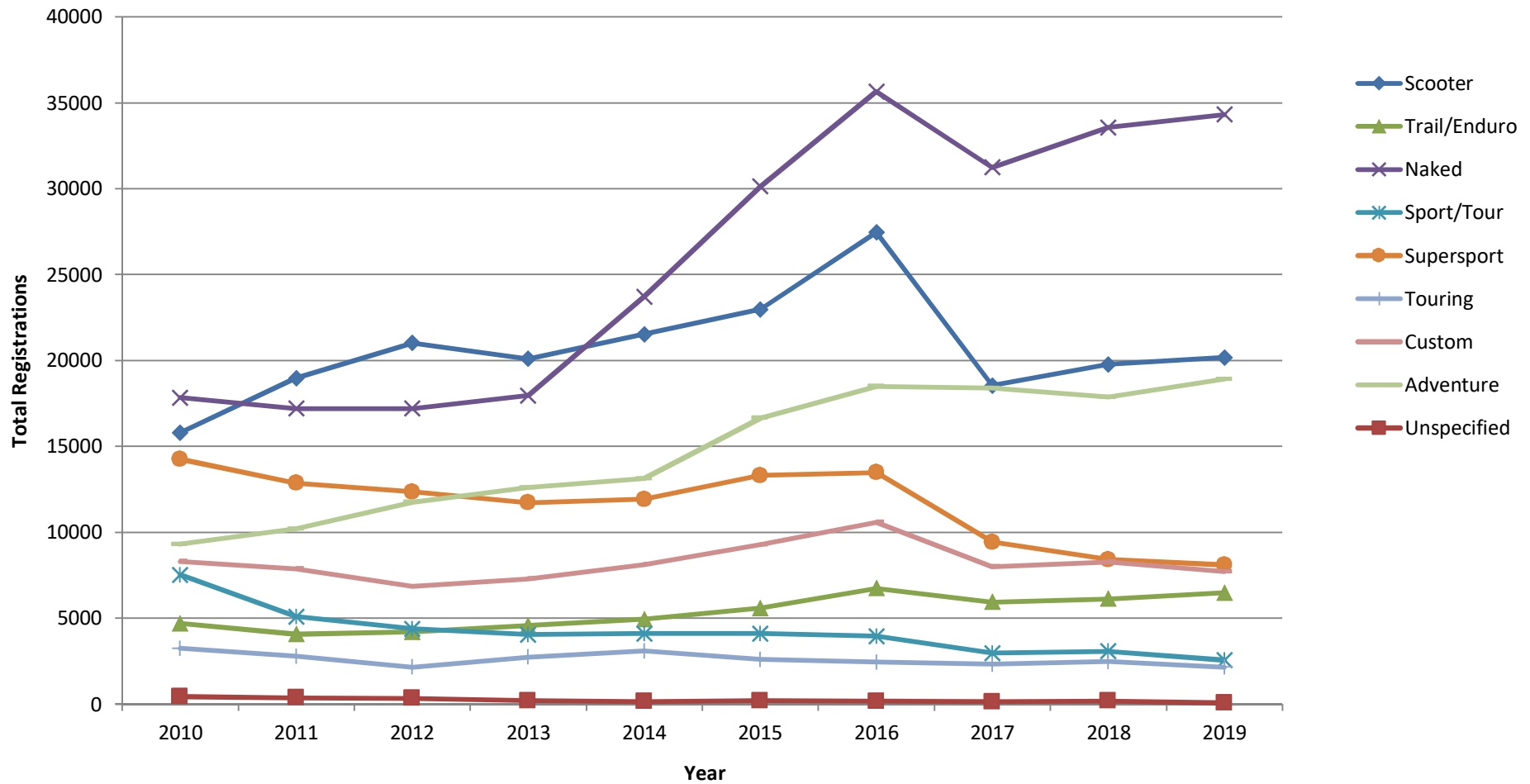
Annual New UK Motorcycle Registrations by CC



Annual New UK Motorcycle and Moped Registrations



Annual New Motorcycle Registrations By Style



Moped & Motorcycle Parc

MOTORCYCLES	2010	% Change	2011	% Change	2012	% Change	2013	% Change	2014	% Change	2015	% Change	2016	% Change	2017	% Change	2018	% Change	2019
0 - 100 cc	42.0	-3.8%	40.4	-6.2%	37.9	-5.0%	36.0	-6.7%	33.6	-8.0%	30.9	-6.5%	28.9	-6.9%	26.9	-1.5%	26.5	0.0%	26.5
101 - 125 cc	248.3	5.2%	261.3	5.7%	276.3	3.1%	285.0	3.3%	294.5	1.6%	299.3	4.9%	314.1	-3.0%	304.7	-1.7%	299.4	-0.8%	296.9
126 - 500 cc	213.0	-0.1%	212.7	0.1%	212.9	3.1%	219.5	0.9%	221.4	-0.3%	220.8	2.1%	225.4	1.2%	228.0	4.3%	237.7	3.8%	246.7
501 - 700 cc	290.4	-2.3%	283.7	-2.0%	277.9	-1.1%	274.9	-1.7%	270.1	-2.7%	262.8	-1.1%	260.0	-2.6%	253.3	-2.6%	246.6	-2.1%	241.5
701 - 900 cc	154.5	0.3%	155.0	-0.9%	153.6	1.3%	155.6	2.9%	160.1	3.8%	166.2	3.2%	171.5	3.4%	177.3	3.0%	182.6	2.1%	186.5
Over 900 cc	378.1	-0.2%	377.2	-0.7%	374.4	0.9%	377.8	1.8%	384.7	1.7%	391.2	3.5%	404.9	2.5%	415.2	1.9%	423.0	1.1%	427.5
Total Motorcycles	1326.3	0.3%	1330.3	0.2%	1333.0	1.2%	1348.8	1.2%	1364.4	0.5%	1371.2	2.5%	1404.8	0.0%	1405.4	0.7%	1415.8	0.7%	1425.6
Scooters +	INCL		INCL		INCL		INCL		INCL		INCL		INCL		INCL		INCL		INCL
Total Mopeds	141.3	-2.0%	138.5	-3.2%	134.1	-7.2%	124.5	-10.0%	112.1	-13.5%	97.0	-10.3%	87.0	-10.3%	78.0	-9.1%	70.9	-6.3%	66.4

Data in Thousands.

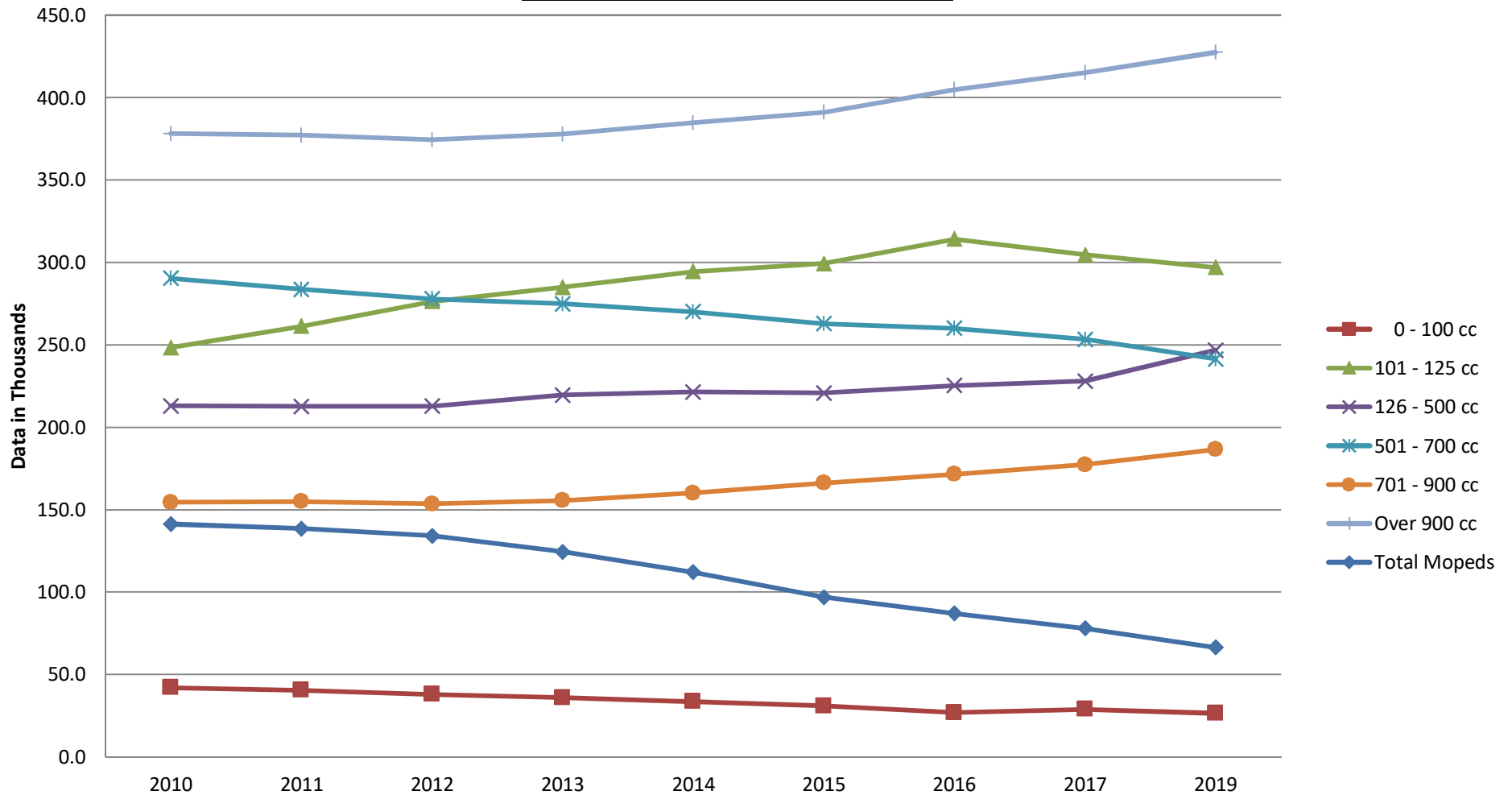
Data only available 6 months after the period it relates to.

Source: Society of Motor Manufacturers and Traders (SMMT) December Census.

PARC = Number of vehicles currently licensed including vehicles previously licensed in preceding 6 months.

+Scooter registrations included within relevant category (i.e. moped or motorcycle).

Moped & Motorcycle Parc



UK PRODUCTION, IMPORTS & EXPORTS

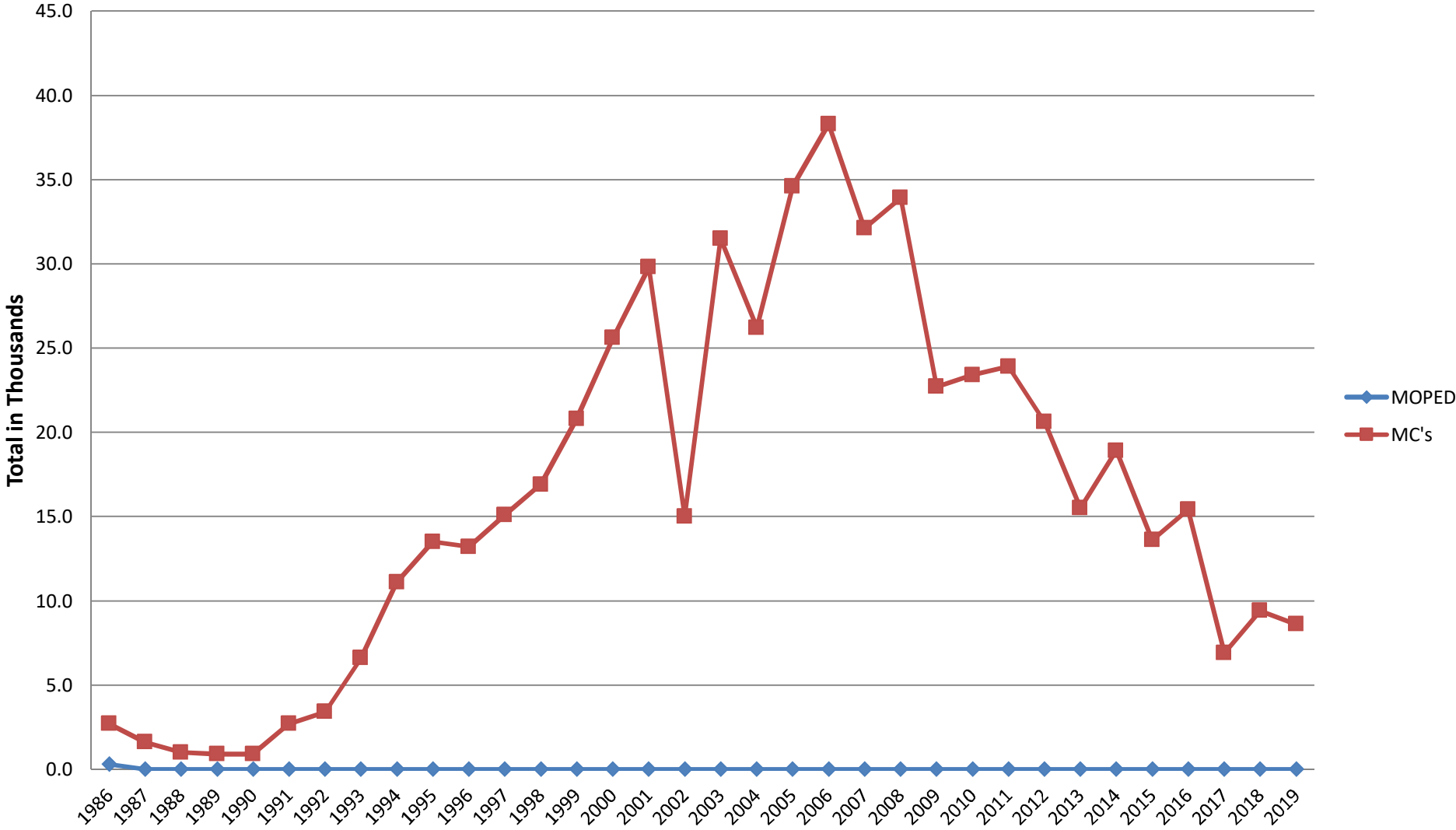
YEAR	PRODUCTION		IMPORTS						EXPORTS (including re-exports)					
	MOPED	MC's	MOPEDS			MOTORCYCLES			MOPEDS			MOTORCYCLES		
	TOTAL	TOTAL	JAN - JUN	JUL - DEC	TOTAL	JAN - JUN	JUL - DEC	TOTAL	JAN - JUN	JUL - DEC	TOTAL	JAN - JUN	JUL - DEC	TOTAL
1986	0.3	2.7	n/a	n/a	27.5	n/a	n/a	79.3	n/a	n/a	0.3	n/a	n/a	13.5
1987	0.0	1.6	n/a	n/a	24.7	n/a	n/a	74.1	n/a	n/a	0.3	n/a	n/a	12.9
1988	0.0	1.0	n/a	n/a	25.5	n/a	n/a	90.6	n/a	n/a	0.8	n/a	n/a	12.5
1989	0.0	0.9	n/a	n/a	15.1	n/a	n/a	95.7	n/a	n/a	0.3	n/a	n/a	15.6
1990	0.0	0.9	n/a	n/a	21.2	n/a	n/a	107.6	n/a	n/a	1.3	n/a	n/a	14.6
1991	0.0	2.7	n/a	n/a	9.8	n/a	n/a	77.5	n/a	n/a	2.5	n/a	n/a	15.7
1992	0.0	3.4	2.8	3.6	6.4	37.6	22.9	60.5	1.3	1.8	3.1	8.8	9.4	18.2
1993	0.0	6.6	3.7	3.8	7.5	32.2	29.2	61.4	0.3	0.5	0.8	8.3	6.0	14.3
1994	0.0	11.1	4.1	2.5	6.6	29.5	20.1	49.6	1.0	0.2	1.2	5.8	7.0	12.8
1995	0.0	13.5	3.0	3.1	6.1	32.4	27.9	60.3	0.6	0.4	1.0	9.4	8.0	17.4
1996	0.0	13.2	4.1	7.0	11.1	44.3	41.5	85.8	0.5	0.9	1.4	9.8	7.0	16.8
1997	0.0	15.1	6.9	9.8	16.7	62.8	54.7	117.5	0.8	1.2	2.0	9.1	6.5	15.6
1998	0.0	16.9	12.3	23.4	35.7	70.9	66.2	137.1	0.7	0.6	1.3	10.7	6.7	17.4
1999	0.0	20.8	31.0	18.8	49.8	99.9	59.0	158.9	4.7	0.3	5.0	21.7	9.5	31.2
2000	0.0	25.6	21.2	25.7	46.9	99.6	58.2	157.8	0.1	0.4	0.5	10.9	13.7	24.6
2001	0.0	29.8	19.1	20.5	39.6	82.5	49.7	132.2	0.5	0.5	1.0	15.5	15.6	31.1
2002	0.0	15.0	22.3	17.6	39.9	71.8	53.9	125.7	0.6	0.5	1.1	11.7	6.4	18.1
2003	0.0	31.5	11.8	18.2	30.0	60.3	56.4	116.7	0.4	2.2	2.6	16.2	12.1	28.3
2004	0.0	26.2	41.1	63.2	104.3	75.1	76.4	151.5	1.5	0.8	2.3	13.2	18.0	31.2
2005	0.0	34.6	53.6	113.7	167.3	78.9	82.5	161.4	0.8	0.8	1.6	20.0	19.1	39.1
2006	0.0	38.3	43.1	32.0	75.1	73.3	63.0	136.3	2.2	3.8	6.0	21.3	16.3	37.6
2007	0.0	32.1	15.0	23.3	38.3	76.2	67.7	143.9	8.1	2.4	10.5	16.8	13.3	30.1
2008	0.0	33.9	16.0	16.5	32.5	79.8	71.3	151.1	10.0	5.6	15.6	22.1	18.3	40.4
2009	0.0	22.7	6.6	10.9	17.5	60.2	27.9	88.1	1.3	5.2	6.5	43.6	-2.1	41.5
2010	0.0	23.4	6.2	11.7	17.9	65.1	62.2	127.3	2.2	2.5	4.7	24.4	23.1	47.5
2011	0.0	23.9	8.9	8.3	17.2	57.8	59.8	117.6	1.3	9.9	11.2	33.7	14.6	48.3
2012	0.0	20.6	7.8	7.7	15.5	92.3	60.1	152.4	1.9	1.5	3.4	28.3	19.3	47.6
2013	0.0	15.5	10.7	11.7	22.4	75.2	52.5	127.7	1.2	1.0	2.2	27.5	40.2	67.7
2014	0.0	18.9	8.9	11.1	20.0	75.5	67.4	142.9	3.1	2.1	5.2	39.5	14.1	53.6
2015	0.0	13.6	9.1	9.8	18.9	67.0	59.5	126.5	1.2	1.3	2.5	20.4	10.8	31.2
2016	0.0	15.4	8.1	25.3	33.4	71.9	60.5	132.4	16.5	0.7	17.2	23.4	15.1	38.5
2017	0.0	6.9	6.4	9.4	15.8	91.9	73.9	165.8	8.3	2.5	10.8	25.0	11.5	36.5
2018	0.0	9.4	5.7	6.3	12.0	159.6	70.5	230.1	3.5	2.0	5.5	25.0	19.8	44.8
2019	0.0	8.6	5.1	7.5	12.6	75.3	89.4	164.7	1.6	13.4	15.0	24.0	55.7	79.7

Source: Business & Trade Statistics/UK Manufacturers

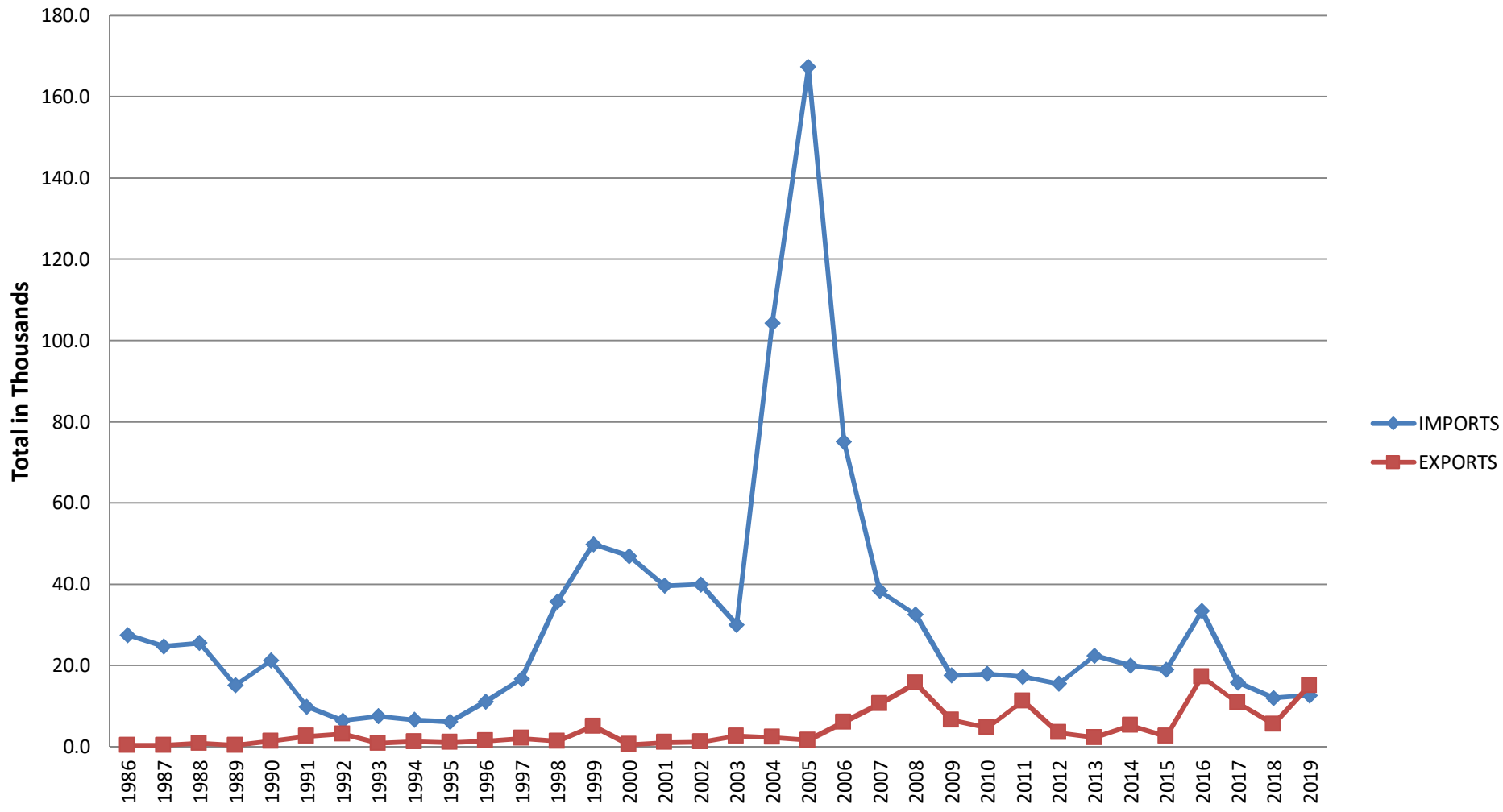
2017 Change from Euro 3 to Euro 4

Data in Thousands

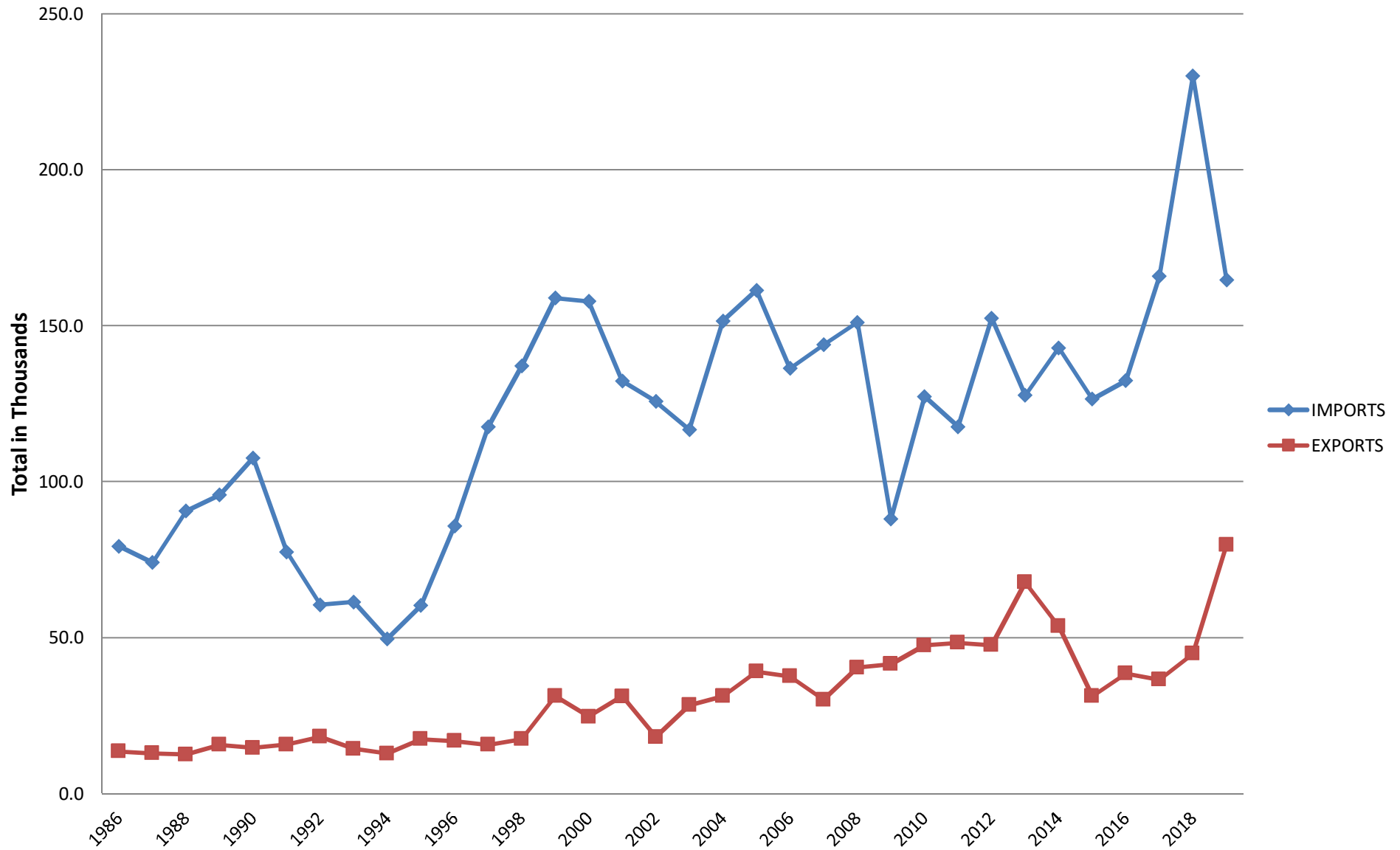
Production - Mopeds & Motorcycles



Imports & Exports - Mopeds



Import & Export - Motorcycles



Pocket Guide

Brief Terms and Conditions

All Rights Reserved. No part of this work may be reproduced, stored in a retrieval system, or transmitted, in any form or by any means, electronic, mechanical, photocopying, recording or otherwise, without prior permission of the author. For the avoidance of doubt, title, copyright and all other proprietary rights in the MOTORCYCLE DATA including any part or parts thereof as published in either electronic media or eye readable format and all copies thereof shall remain vested in the MCIA, and the subscriber shall not be permitted to copy, distribute, disclose, lend, hire, licence, sell or reproduce the same in any way except as provided for in the full terms and conditions. The full terms and conditions which apply to the sale and supply of MOTORCYCLE DATA reports supplied by the Motor Cycle Industry Association Limited (MCIA) are provided to bonafide subscribers and available from MCIA on request. The subscriber is permitted to produce only such copies of the MOTORCYCLE DATA supplied under the full terms and conditions as are necessary for their own INTERNAL commercial operational use. Such use is therefore limited to the address to which the MOTORCYCLE DATA is sent by MCIA, the MOTORCYCLE DATA supplied by MCIA or any part or parts thereof whether in eye readable or electronic media format and all copies thereof are confidential and shall not be divulged in whole or in part to any third party by the subscriber or their employees, servants or agents without the prior written consent of the MCIA. Whilst every care is taken by the MCIA in the compilation and creation of the information contained in the MOTORCYCLE DATA, whether it is in an eye readable or electronic media format, no responsibility whatsoever can be accepted for any errors or omissions whether arising from negligence, breach of contract or howsoever, or for any loss of use, profits, contracts or any other indirect or consequential loss or damage howsoever caused.

**The Motor Cycle Industry Association Limited No 1 Rye Hill
Office Park, Allesley, Coventry CV5 9AB Registered in England
No. 1113282.**